

• A P O L O •

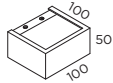


A - 8 1 1

⊕ ⊖ IP 44
1 x G9 75W Max. 220V

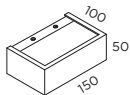
A - 8 1 1 P L

⊕ ⊖ IP 20
1 x G9 PL7W



A - 8 1 1 / 1 5

⊕ ⊖ IP 44
1 x R7s 78MM 100W Max. 220V

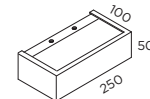


A - 8 1 1 / 2 5

⊕ ⊖ IP 44
1 x R7s 78mm 150W Max. 220V

A - 8 1 1 / 2 5 - P L

⊕ ⊖ IP 20
1 x PL G24d2 18W 220V



ACABADOS

- B
- P
- PL
- C
- NM

Cromo sólo venta USA / ESP / POR
Chrome only for USA / ESP / POR
Chrome vente a USA / ESP / POR
Chrom Verkauf nur in USA / ESP / POR



DESIGN: EQUIPO PUJOL

• A P O L O •



• 26 •



A - 811 / 40

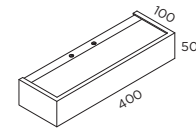


2 x R7s 78mm 100W Max. 220V

A - 811 / 40 / PL



2 x PL G24d2 18W 220V



A - 811 / 60

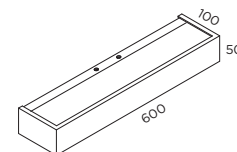


3 x R7s 78mm 100W Max. 220V

A - 811 / 60 / PL



3 x PL G24d2 18W 220V



ACABADOS
○ B
● P
○ PL
◐ C
● NM

*Cromo sólo venta USA / ESP / POR
Chrome only for USA / ESP / POR
Chrome vente a USA / ESP / POR
Chrom Verkauf nur in USA / ESP / POR*



• A P O L O •

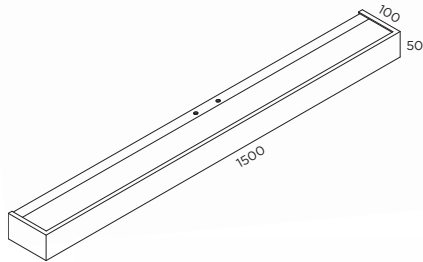


A - 811 / 150

⊕ ⊖ IP20
1 x T5 80W

A - 811 / 150 / HL

⊕ ⊖ ▲ IP44
6 x R7s 78mm 60W Max 220V



A - 811 / 120

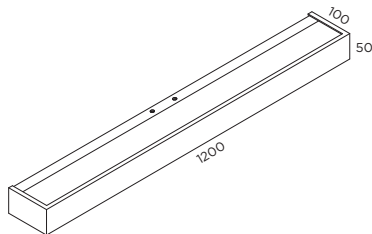
⊕ ⊖ IP20
1 x T5 54W 220V

A - 811 / 120 / 2

⊕ ⊖ IP20
2 x T5 54W 220V

A - 811 / 120 / HL

⊕ ⊖ ▲ IP44
5 x R7s 78mm 100W Max 220V

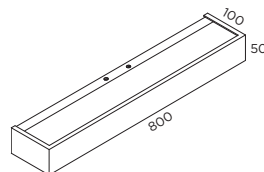


A - 811 / 80

⊕ ⊖ IP20
2 x T5 24W 220V

A - 811 / 80 / HL

⊕ ⊖ ▲ IP44
4 x R7s 78mm 100W Max 220V



- ACABADOS
- B
 - P
 - PL
 - C
 - NM



• A P O L O •



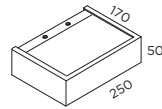
A - 811 / 25 EMERG

⊕ ⊖ IP20

1 x PL G24d-2 18W

*Con batería emergencia
With emergency battery*

*Diseño personalizado
Personal design*



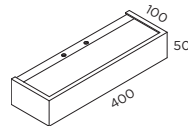
A - 811 / 40 EMERG

⊕ ⊖ IP20

2 x PL G24d-2 18W

*Con batería emergencia
With emergency battery*

*Diseño personalizado
Personal design*



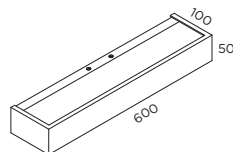
A - 811 / 60 EMERG

⊕ ⊖ IP20

1 x T5 24W

*Con batería emergencia
With emergency battery*

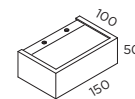
*Diseño personalizado
Personal design*



A - 811 / 15 / LEDS / 8

⊕ ⊖ IP20

⊕ ⊖ 4 + 4 x LED 1W



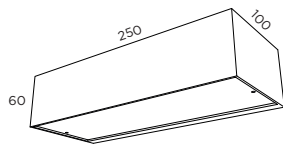


• A P O L O • I P 6 5



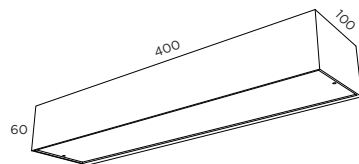
A - 9 3 3 / 2 5

⊕ ⊖ IP65
1 x PL G24d-2 18W
Para uso exterior
For outdoor use



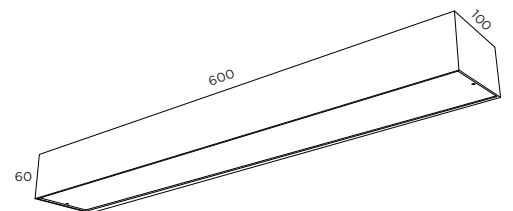
A - 9 3 3 / 4 0

⊕ ⊖ IP65
2 x PL G24d-2 18W
Para uso exterior
For outdoor use



A - 9 3 3 / 6 0

⊕ ⊖ IP65
3 x PL G24d-2 18W
Para uso exterior
For outdoor use



ACABADOS

- PL
- B
- Z



• A P O L O •



T5

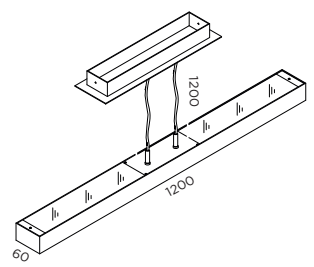


HL

• 3 4 •

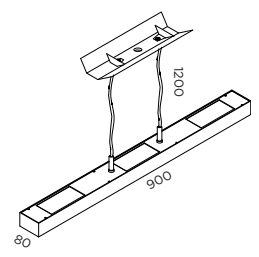
C - 8 2 4 / T 5

⊕ ⊖ IP20
1 x T5 54W 220V



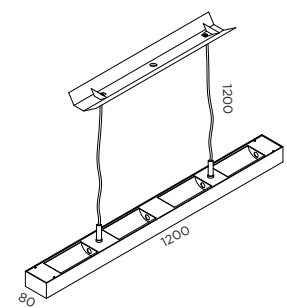
C - 8 2 4 / 9 0 / H L

⊕ ⊖ IP20
3 x R7s 118mm 100W Max. 220V



C - 8 2 4 / 1 2 0 / H L

⊕ ⊖ IP20
4 x R7s 118mm 100W Max. 220V



ACABADOS

- C
- NM



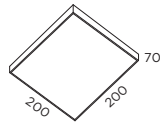
• A P O L O •



PL - 881 / 20

⊕ ⊖ ⚠ IP 44

1 x R7s 78mm 100W Max. 220V



PL - 881 / 50

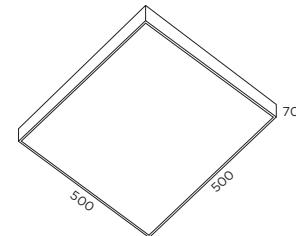
⊕ ⊖ ⚠ IP 44

2 x R7s 78mm 150W Max. 220V

PL - 881 / 50 / PL

⊕ ⊖ IP 20

3 x 2G11 36W 220V



PL - 881 / 35

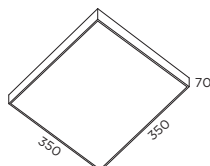
⊕ ⊖ ⚠ IP 44

2 x R7s 78mm 100W Max. 220V

PL - 881 / 35 / PL

⊕ ⊖ IP 20

3 x PL G24q-3 26W 220V



ACABADOS



