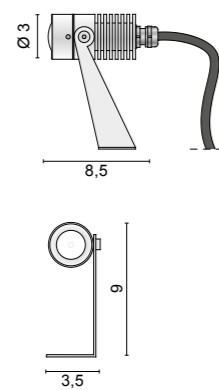


# VISION 1



## 4510 Vision 1

**.45** Alluminio anodizzato  
Aluminium anodized

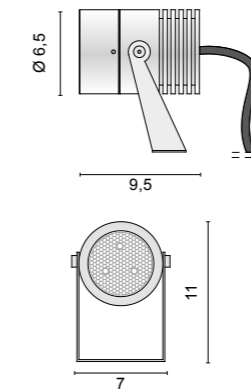
Color temperature	Optics	Light sources	lm
<b>/W</b> 4000K	<b>/11 /25 /45</b>	LED max 2W 500mA	209lm
<b>/WW</b> 3000K	<b>/11 /25 /45</b>	LED max 2W 500mA	199lm

IP 67

0,30 Kg

Versione ETL disponibile a richiesta.  
ETL version available upon request.

# VISION 3



## 4511 Vision 3

**.45** Alluminio anodizzato  
Aluminium anodized

Color temperature	Optics	Light sources	lm
<b>/W</b> 4000K	<b>/10 /25 /40</b>	POWER LED max 3x2W 500mA	627lm
<b>/WW</b> 3000K	<b>/10 /25 /40</b>	POWER LED max 3x2W 500mA	597lm

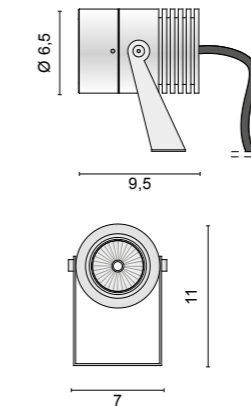
IP 67

0,9 Kg

Versione ETL disponibile a richiesta.  
ETL version available upon request.



# VISION 3 COB



## 4555 Vision 3 COB

**.45** Alluminio anodizzato  
Aluminium anodized

Color temperature	Optics	Light sources	lm
<b>/W</b> 4000K	<b>/25 /42</b>	COB LED 8,9W 17,8V 500mA	1353lm
<b>/WW</b> 3000K	<b>/25 /42</b>	COB LED 8,9W 17,8V 500mA	1303lm

IP 67

0,9 Kg

Versione ETL disponibile a richiesta.  
ETL version available upon request.

### Accessori - Accessories



**0247**  
Picchetto  
Stake



**0243**  
Connettore stagno  
IP Connector

Cod.	Drivers ON/OFF			IP67 drivers		DIMMABLE drivers			
	0125 350mA	0128 350mA	0127 500mA	0031/IP 350mA	0143/IP 500mA	0141/DIM PUSH - 1...10V	0141/DALI DIM DALI	0145/DALI DIM DALI	0145 DIM
4510	1-6	1-10	1-6	1-10	1-7	1-12	1-12	1-21	1-21

Solo collegamento in serie - Only serial connection

### Accessori - Accessories



**0248**  
Picchetto  
Stake



**0243**  
Connettore stagno  
IP Connector

Cod.	Drivers ON/OFF				IP67 drivers		DIMMABLE drivers				LED emergency unit
	0125 350mA	0128 350mA	0127 500mA	0147/COB 500mA	0031/IP 350mA	0143/IP 500mA	0141/DIM PUSH - 1...10V	0141/DALI DIM DALI	0145/DALI DIM DALI	0145 DIM	0115/EM Inverter + Battery + LED indicator
4511	1-2	1-3	1-2	NO	1-3	1-2	1-6	1-6	1-6	1-6	NO
4555	NO	NO	NO	1-2	NO	1	1-2	1-2	1-3	1-3	1

Solo collegamento in serie - Only serial connection